



CATALOG

COLORATION

ORGANIC LENSES

BK25 COLO-LENSES

TCN
20, rue des Carriers Italiens
91350 Grigny - FRANCE



www.techniques-chimiques-nouvelles.com



office@color-tcn.com

SUMMARY

01

COLORATION OF ORGANIC LENSES - CR39® STANDARD INDEX 1.50

p. 11

- Description
- Packaging
- Color chart

02

COLORATION OF HIGH-INDEX LENSES

p. 31

- Color chart

03

CHROMATO-THERAPY

p. 39

- Color chart

04

COLORATION OF POLYCARBONATE LENSES

p. 45

1.LIQUID DYES PCL3

- Description
- Color chart

2.DYEING POWDERS PCX

- Description
- Color chart

05

COLORATION OF POLYAMIDE OR TRIVEX LENSES

p. 57

- Description
- Color chart

06

SERVICES

p. 63

“

**Choosing TCN means
opting for quality,
innovation and**

recognized expertise in

the field of organic

lens coloring.

For more than 60 years, TCN has been designing, manufacturing and marketing high-quality coloring preparations.

Thanks to our extensive experience, we offer a wide range of coloring products specifically designed for the organic lenses market, regardless of the polymer used.

Our products are made from rigorously selected synthetic dyes, chosen for their exceptional coloring power and ability to meet the highest ophthalmic standards.

Our packaging meets industrial needs of all sizes. Our outer packaging, with its minimalism and sobriety combine efficiency, adaptability and respect for the environment.

”



LABELS & CONFORMITES

Our dyeing powders are free of controversial substances.

Corporate Social Responsibility (CSR) is a voluntary commitment on our part. We integrate social, societal, environmental and economic issues into our activity. As a player in the Chemical Industries, our commitment is strengthened and materialized: our coloring powders contain only raw materials that allow Oekotex standard 100 certification, i.e., in accordance with the Textile certification of non-hazardous for direct contact with the skin.



REACH REGULATION
EC 1907/2006



BENEFITS



Colors

- Diversity of colors.
- Fashion sport and classic tints.
- For full and gradient, double-gradients.
- Exceptional stability, targeted for high performance.



Coloring

- Fast coloring.
- Uniform coloring.
- Excellent dispersing power.



Baths

- Reproducibility from one bath to another.
- Long lasting.



Resistance

- Heat resistance.
- Fastness to light.

QUALITY

Lenses durability

Analyzes were carried out on lenses tinted by an independent laboratory:



TEST RR02 : RESISTANCE A LA LUMIERE 50H										
Ce test est réalisé suivant les indications des §6.6 du Cahier des Charges 0.1										
N° échantillon:	Niveau d'altération de l'échelle des gris						CONFORME			NON CONFORME
	Pas de différence			Différence importante			Niveau 1 (haut)	Niveau 2 (moyen)	Niveau 3 (bas)	
	5	4,5	4	3,5	3	2,5	2	1,5	1	
							Aucune altération < 4,5 (échelle des gris)	Aucune altération < 1,5 (échelle des gris)	Aucune altération < 1,5 (échelle des gris)	
1-2597		X					X			Facultatif

Le résultat du test RR02 est CONFORME Niveau 1 (haut)


TEST ETUVE : VIEILLISSEMENT CHALEUR SECHE	
Ce test à été mis en place pour le client : exposition à 100°C en ambiance sèche pendant 3 heures	
N° échantillon:	Remarques
1-2597	Aucune remarque ; aucun changement

Lots reproducibility

The reproducibility and compliance of each batch of coloring powders is ensured by spectroradiometry control.

spectroradiometer



- 

The dyeing powder, which is sensitive to humidity, can take on a more or less dark appearance from one batch to the next. Its dyeing properties are not affected.

ECO-FRIENDLY

CRX_Adv dyeing powders are designed to meet the needs of today's environmentally aware consumers.



No solvents

- Safe for the user.
- Easily treatable wastewater.



Packaging

- Minimalist.
- Ecological.
- Economic.



Storage

- Stable storage.
- Space-saving storage.



CSR Report 2025



RESPONSIBLE PRODUCTS: COMPLIANCE & COMMITMENTS

Dyeing powder CRX_Adv

Techniques Chimiques Nouvelles is committed to providing products that are safe for users' health and aligned with best practices in sustainability.



SUBSTANCES OF CONCERN

FREE FROM SUBSTANCES CLASSIFIED AS CMR, SVHC, ED, PBT/VPVB, AND PMT/VPVM.

CRX_Adv dyeing powders do not contain any substances classified as **CMR** (Category 1A/1B), **SVHC**, recognized **endocrine disruptors**, or **PBT/vPvB** substances.

They comply with the requirements of the **REACH** regulation and do not include any restricted or prohibited substances according to current regulatory lists, including **PMT** and **vPvM** substances.



OEKO-TEX® STANDARD 100

COMPLIANT WITH THE OEKO-TEX® STANDARD 100 REGULATION

To the best of our knowledge, we guarantee that the **CRX_Adv dyeing powders** we supply comply with the requirements of the **Oeko-Tex® Standard 100, 2023 edition, Appendices 4 and 5**.

However, a dye in itself cannot be certified under the **Oeko-Tex® Standard 100**; certification applies only once the dye has been applied to a material. It is therefore your responsibility to validate these elements on the finished product through an accredited body, depending on the intended application and in accordance with the relevant technical datasheets.

Residues present on your material will naturally depend on the preparation, dyeing protocol, and post-treatment processes. The level of residues will vary according to your product's labeling.

That being said, our dyes do not contain any **harmful substances** as identified by the Oeko-Tex® Standard, when used under the intended conditions.



ISO 14001 : 2015

OUR ENVIRONMENTAL MANAGEMENT SYSTEM IS CERTIFIED

We have implemented an environmental management system in accordance with the **ISO 14001:2015** standard, reflecting our commitment to reducing our **environmental impact** and continuously improving our environmental practices.



RESPONSIBLE CARE®

VOLUNTARY COMMITMENT TO SAFETY, HEALTH, AND THE ENVIRONMENT

As a signatory of the **Responsible Care® charter**, we implement rigorous practices to ensure user safety and health, as well as environmental protection at every stage of the manufacturing, distribution, and use of our products.



ISO 9001:2015
ISO 14001:2015
Management System
www.tuv.com
ID 9000027132





01

COLORATION OF ORGANIC LENSES - CR39® STANDARD INDEX 1.50

Dyeing powders
CRX_Advance

Also, suitable for lenses coated with a tintable top coat (coated polycarbonate, coated high-index, index 1.50 bio-based monomer...).

DESCRIPTION

Dyeing powders CRX_Advance

CRX_Adv dyeing powders are specially designed for dyeing CR39® organic lens with a index 1.50.

CRX_Adv range is a reformulated version of our traditional CRX range. It offers a wide range of colors with bright tones. It allows the creation of solid or gradient shades, bright or neutral tones, and personalized shades. The stability of CRX_Adv dyeing coloring baths is unmatched.



Our products allow you to prepare dyeing baths, which when heated, will give you a fast, stable and uniform color.

Packaging

We understand that the needs of opticians, surfacing laboratories and lenses manufacturers vary. **That's why we offer the right coloring processes for every activity.**

For each material, we supply specific products as well as the necessary dyeing aids to ensure optimal results.

The product is non-hazardous in terms of ADR IMDG IATA transport.

Available in bulk :



500 g box

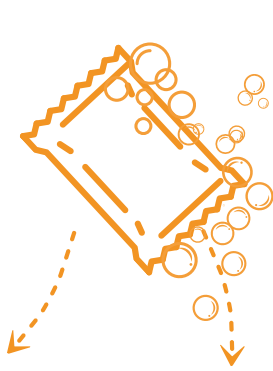


5 kg pail



10 kg pail

Available in water-soluble bags form and pills form :



**1 small bag (10g)
for 1L tank**



**1 big bag (50g)
for 5L tank**



**2 pills (5g x 2)
for 1L tank**



BENEFITS



Ease to use

- Pre-dosed products.
- No weighting require proper to use.



Safety

- Safe to use.
- Neutral in the dyeing bath


External packaging :



Plastic box



10g bag
x25



50g bag
x10



5g pills
x50



Cost-effective

- No packaging.
- Optimizes storage and transport.

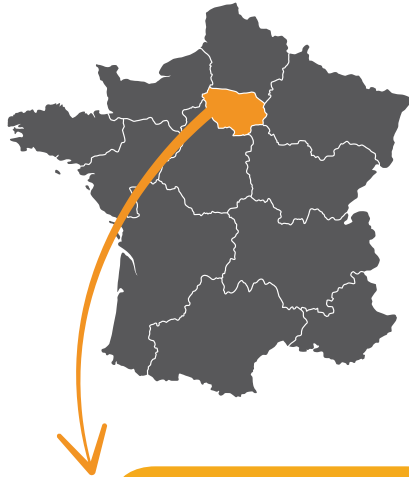


Environnement respect

- Minimalist.
- Ecological.
- Economic.

Our packaging machines

TCN has full control over its entire production, packaging, and shipping chain, enabling fast and flexible supply solutions.



PRODUCTION WORKSHOP



TCN COMPRESSOR



TCN BAGGING MACHINE



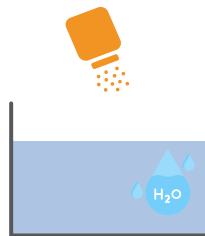
The process



1 Prepare the dyeing bath

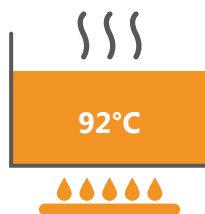
By diluting 10g CRX_Adv dyeing powders per 1L of deionized water.

- 1 big water-soluble bag (50g) per 5L tank.
- 1 small water-soluble bag (10g) per 1L tank.
- 2 pills (2x5g) per 1L tank.



2 Heat to 92°C (+/- 2°C)

Stir mechanically and let stabilize for a few minutes before use.



3 Prepare the CR39® lenses to be dyed

By dipping them a few minutes to be dyed at 92°C in discolorant 4080 (see page 33)
Rinse with water.



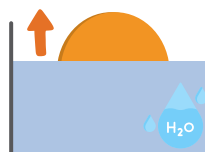
4 Dip the lenses for 3 to 30 minutes

Depending on the desired intensity.

A slow and regular stirring is required through the dyeing process.

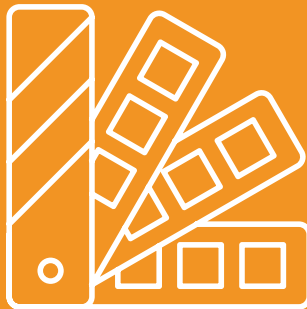


5 Rinse immediately with warm water




COLOR CHART

The perception of the colors presented in this color chart may vary from the actual hues.




From yellow to red...




Yellow

**CRX_Adv 9150
FLUO YELLOW**




Yellow 2

**CRX_Adv 9151
LEMON**



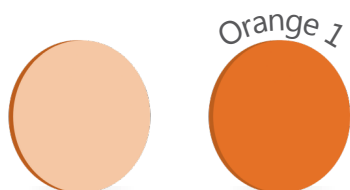
Yellow 1

**CRX_Adv 9152
GOLD YELLOW**



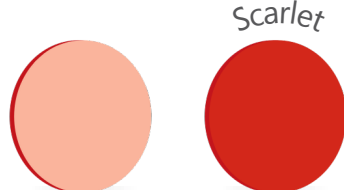
Orange 2

**CRX_Adv 9154
PURE ORANGE**




Orange 1

**CRX_Adv 9153
ORANGE**




Scarlet

**CRX_Adv 9155
SCARLET**



Red 2

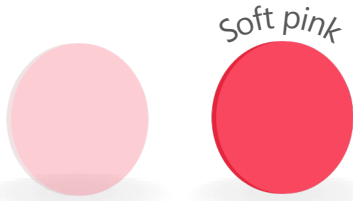
**CRX_Adv 9157
RED**




Red 1

**CRX_Adv 9156
CHERRY**

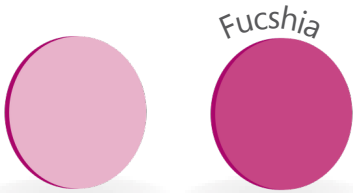
From pink to blueberry...




**CRX_Adv 9170
DRAGEE**



**CRX_Adv 9158
PINK**



**CRX_Adv 9159
FUCHSIA**




**CRX_Adv 9195
CYCLAMEN**



**CRX_Adv 9160
VIOLET**

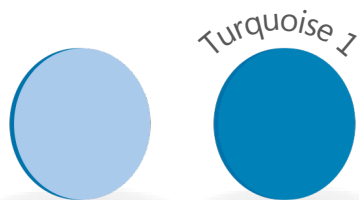


**CRX_Adv 9171
GRAPE**

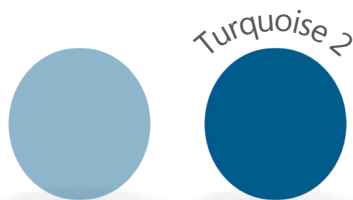


**CRX_Adv 9172
BLUEBERRY**


From blue to navy...




**CRX_Adv 9173
LAGON**




**CRX_Adv 9198
HORIZON**




**CRX_Adv 9162
COBALT**




**CRX_Adv 9161
BLUE**



**CRX_Adv 9196
GREY BLUE**

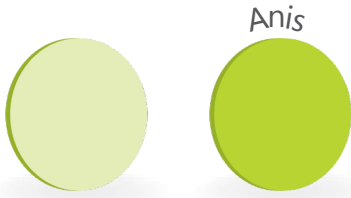


**CRX_Adv 9174
NIGHT**




**CRX_Adv 9175
PETROLEUM**


From green to khaki...




CRX_Adv 9176
ANIS



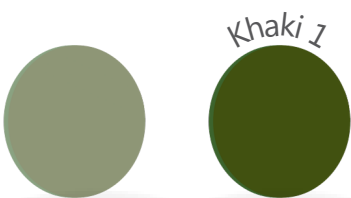
CRX_Adv 9177
OLIVE




CRX_Adv 9178
FIR TREE



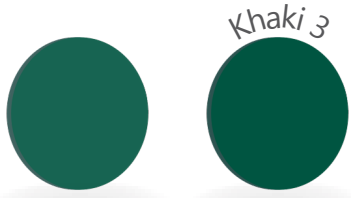
CRX_Adv 9179
MINT




CRX_Adv 9180
KHAKI



CRX_Adv 9181
LICHEN



CRX_Adv 9182
BOTTLE




CRX_Adv 9183
GREY GREEN


Brown...




**CRX_Adv 9184
CAMEL**




**CRX_Adv 9185
TABACCO**




**CRX_Adv 9186
LICORICE**




**CRX_Adv 9187
HAZELNUT**



**CRX_Adv 9188
NUT**



**CRX_Adv 9189
MAHOGANY**




**CRX_Adv 9197
COFFEE**


From grey to black...




**CRX_Adv 9190
AMETHYST**




**CRX_Adv 9191
PEARL**



**CRX_Adv 9192
MOUSE GREY**



**CRX_Adv 9193
CONCRETE**



**CRX_Adv 9194
STEEL**

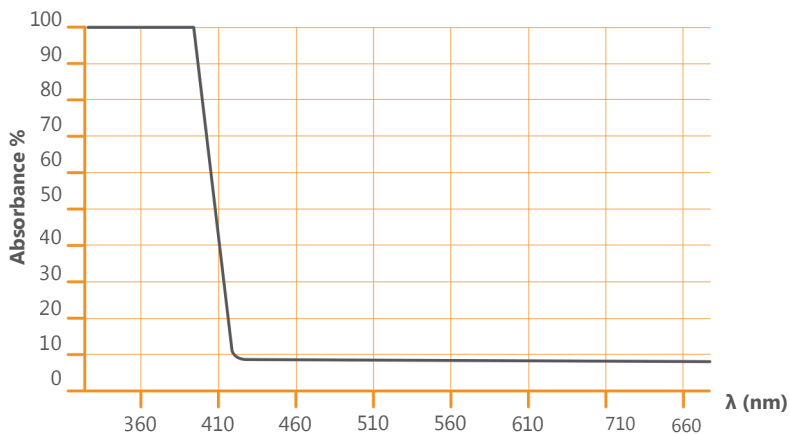



RELATED PRODUCTS

Anti-UV 5502P

The 5502P anti-UV allows the filtration of ultraviolet rays in the 350-400 nanometer frequency band of CR39® lenses.

Used at 35 g/L in deionized water at 92 °C for 5–10 minutes, the anti-UV 5502P provides total UV protection of the lenses.




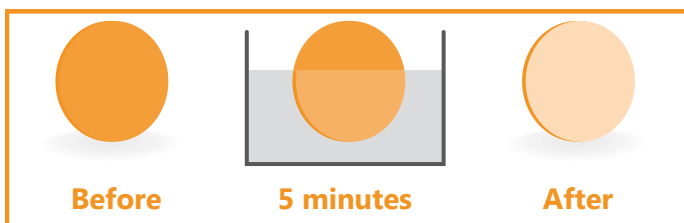
Discolorant 4080

Pure 4080 discolorant is used to remove coloration of non-compliant tinted lenses.

A dip for a few minutes in a bath of 4080 discolorant at 92°C lowers the color.



 *Tip: the 4080 discolorant, used as a pre-treatment before staining, promotes even staining.*



Transfer fluid 5880

The 5880 transfer is a non-volatile heating liquid for thermostatic baths.



Other auxiliaries complete our range:

Tank cleaners, preparators, etc.

Do not hesitate to contact us for more products!

FAQ

The shade obtained is not homogeneous, what should I do?

Slow agitation of the baths is essential throughout the duration of the coloring. Immersing the glasses already at bath temperature optimizes the process.

Are there disparities in tints from one lens to another, for lenses from the same bath?

Dyes cannot fully compensate for irregularities between two materials. Pre-soaking in a bath of discolorant 4080 prepares the surface to be dyed and reduces inhomogeneities.

How long can I keep the baths?

The baths have unparalleled stability. A duration of about 1 week is recommended, depending on use.

How many lenses can I dye with 1 kg?

10.000 to 50.000 glasses.

Is the tint stable to hardened?

There is no bleeding of the stain in the hard-coat, the dyes are stable in dry heat.

What to do with used dye baths?

The baths are evacuated and treated as non-hazardous waste. Refer to the legislation in force.

PANT
2635

PANT
7436

PANTONE
7646 C

PAN
264

PAN
743

PANTONE
7647 C

PANTON
244 C

PA
26

PA
74

PANTON
7648 C

PANTO
245 C

PAN
501

PA
49

PA
579

PA
7

PANT
7649

PANT
246

PA
50

PANTO
500 C

PANTO



02

COLORATION OF HIGH-INDEX LENSES

Catalyst 9219 Hi

High-index lenses (SPF 1.60: thin lenses, SPF 1.67: very thin lenses, index 1.74: ultra-thin lenses) are thinned lenses intended for large corrections. As strong as standard organic lenses, they reduce eye distortion. They are an aesthetic option with strong prescriptions.

DESCRIPTION

Catalyst 9219 Hi

Catalyst 9219 Hi is specifically formulated for coloring 1.60 and 1.67 high-index lenses.

High-index lenses have distinct characteristics compared to standard organic lenses. Catalyst 9219 Hi enhances the process, allowing for a gradual color development and facilitating the penetration of CRX_Adv dyes.

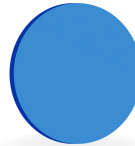


Comparison of transmission after a 15 minutes dip

Without addition of
catalyst 9219 Hi
T=55%



In addition at 5 ml/L
of catalyst 9219 Hi
T=25%



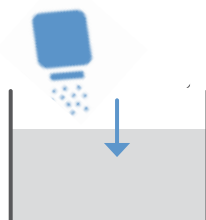
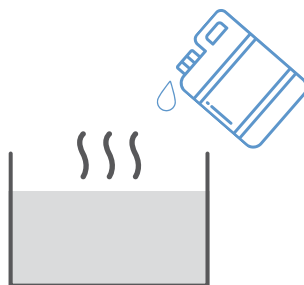
On MR 8 Lenses

The process

1 Prepare the dyeing bath

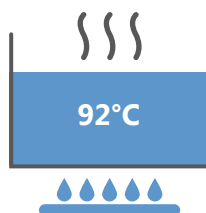
By diluting 5ml/L of catalyst 9219 Hi with deionized water. Stir well.

Dilute 10g/L of CRX_Adv dyeing powders. Stir well.



2 Heat to 92°C (+/- 2°C)

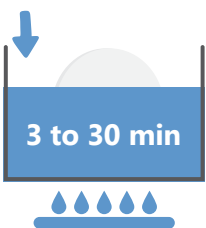
Stir mechanically and let stabilize for a few minutes before using.



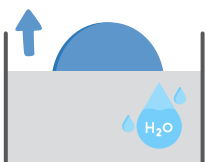
3 Dip the lenses for 3 to 30 minutes.

Depending on the desired intensity.

A slow and regular sharing is required through the dyeing process.



4 Rinse immediately with warm water.





BENEFITS

Catalyst 9219 Hi is extremely concentrated and no toxic: a small amount is enough to deliver an impact in the result.



Time
saver



Minimal
dose



Ensures high index
lens retains its
shape



Odorless




No toxic


***📌** The final color obtained on high-index lenses is close to that of lenses thieves.*

Due to the large variations between lenses less with the same index, it is impossible to product the final result with, certainly.


From the CRX_Adv range...




CRX_Adv 9152
GOLD YELLOW




CRX_Adv 9154
PURE ORANGE



CRX_Adv 9157
RED


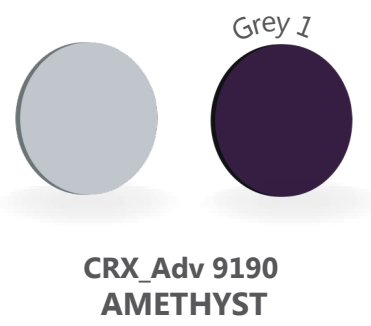




CRX_Adv 9158
PINK



CRX_Adv 9161
BLUE


From the CRX_Adv range...





COLOR CHART

Therapeutic tints are specifically designed for enhancing visual comfort.

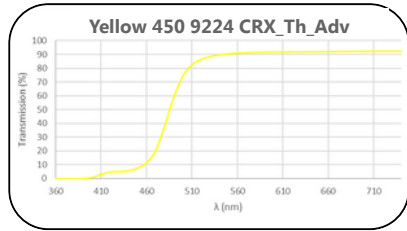




YELLOW

-

9224
CRX_Th_Adv



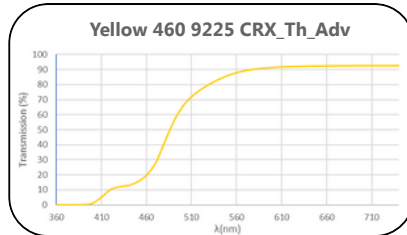
TRANSMISSION: 62%



YELLOW

-

9225
CRX_Th_Adv



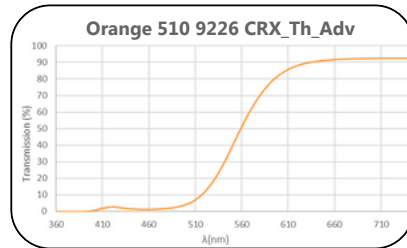
TRANSMISSION: 62%



ORANGE

-

9226
CRX_Th_Adv



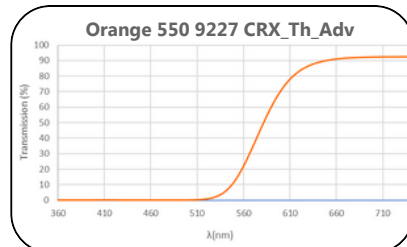
TRANSMISSION: 33%



ORANGE

-

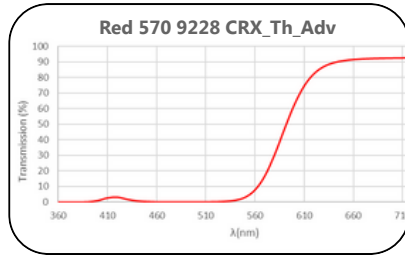
9227
CRX_Th_Adv



TRANSMISSION: 24%



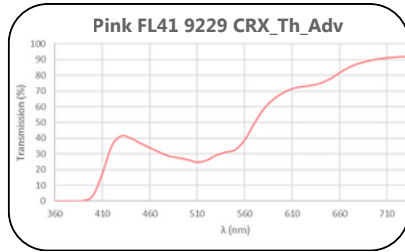
RED
-
9228
CRX_Th_Adv



TRANSMISSION: 20%



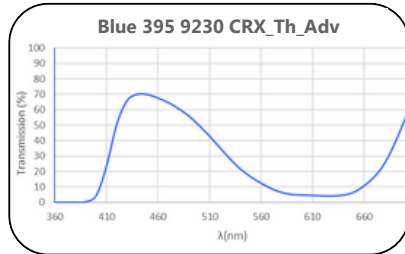
PINK
-
9229
CRX_Th_Adv



TRANSMISSION: 44%



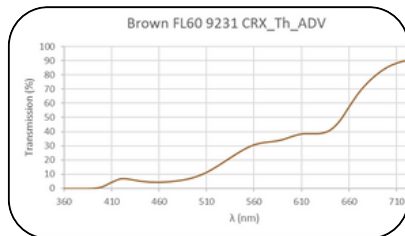
BLUE
-
9230
CRX_Th_Adv



TRANSMISSION: 62%



BROWN
-
9231
CRX_Th_Adv



TRANSMISSION: 20%





04

COLORATION OF UNCOATED POLYCARBONATE LENSES

1. Liquid dyes PCL3
2. Powder dyes PCX

Polycarbonate lenses, stronger than standard organic lenses, are known for their durability and lightness. Used in various fields for many years, they have become a reliable and robust alternative, especially for frames that require impact-resistant or drilled lenses.

Their lightweight nature ensures everyday comfort, while their strength makes them ideal for active individuals, athletes, or children who are often exposed to extreme conditions or frequent handling. Additionally, they provide effective protection against sunlight, making them a recommended option for children's glasses as well as for specific uses.

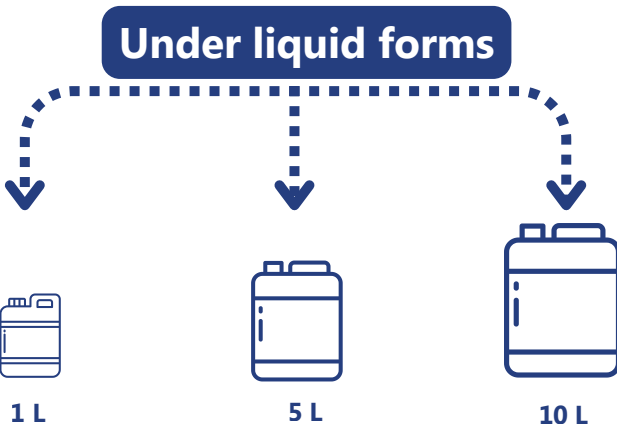
DESCRIPTION

Liquid dyes PCL3

PCL3 concentrated liquid dyes are suitable for tinting uncoated polycarbonate material.

They are mainly used for sports and safety eyewear, screens and visors.

Packaging :



BENEFITS



Ease to use

- Pre-dosed products.
- No weighting require proper to use.

Colors

- Diversity of colors.
- Bright fashion.

No pretreatment

- No additional products.

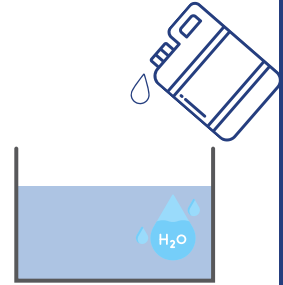


The process

1 Prepare the dyeing bath

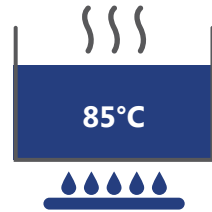
Prepare a dyeing bath by diluting PCL3 liquid dyes with deionized water. Heat it up.

→ 1 volume PCL3 liquid dyes per 9 volume water at a temperature of 85°C +/- 2°C.



2 Heat to 85°C (+/- 2°C)

Stir mechanically and let stabilize for a few minutes before use.



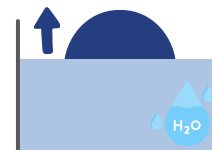
3 Dip the lenses for 2 to 20 minutes

Dip uncoated polycarbonate lenses in the dyeing bath during 2 to 20 minutes according to the required intensity.



A slow and regular stirring is required through the dyeing.

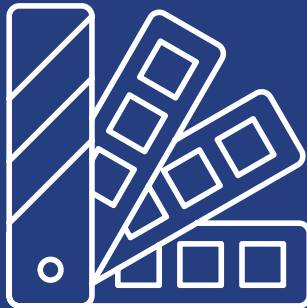
4 Rinse immediately with water



Liquid dyes PCL3

COLOR CHART

The perception of the colors presented in this color chart may vary from the actual hues.



From yellow to pink...



PCL3 3441
YELLOW



PCL3 5945
ORANGE



PCL3 3443B
SCARLET



PCL3 8153B
RED



PCL3 9041
**PURE
RED**



PCL3 9042
CHERRY



PCL3 9111
CYCLAMEN



PCL3 3442B
PINK




PCL3 9110
DRAGEE

From violet to blue...



PCL3 3735
VIOLET




PCL3 8169B
EGG
PLANT



PCL3 9045
BLUE



PCL3 3437
ROYAL
BLUE



PCL3 3438
NAVY

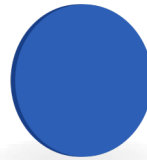
Turquoise...



PCL3 9112
SKY




PCL3 9046
TURQUOISE




PCL3 9113
LAGON

Khaki...



PCL3 3450
KHAKI


Brown...



PCL3 3466
PINK
BROWN



PCL3 3446
OLIVE



PCL3 3447
SMOKE



PCL3 9033
BROWN

Grey...



PCL3 9063
GREY BLUE



PCL3 3444B
NEUTRAL
GREY



PCL3 5894B
BLACK

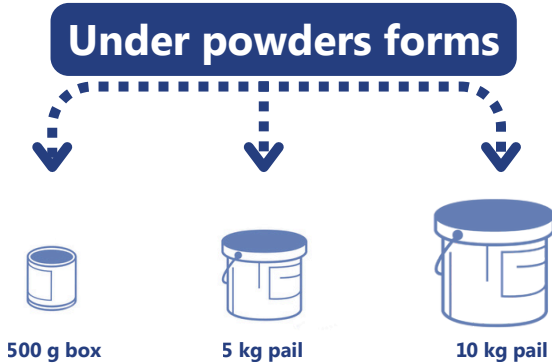


PCL3 9026
CONCRETE

DESCRIPTION

Dyeing powder PCX

Packaging :



Other auxiliaries complete our range: Tank cleaners, preparators, etc.

Do not hesitate to contact us for more products!

BENEFITS



Cost-effective

- No packaging.
- Optimizes storage and transport.

Odorless

- No odors.

Sustainable

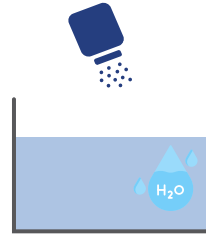
- Minimalist.
- Ecological.
- Economic.



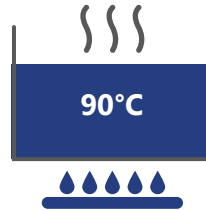
The process



- 1 Prepare the dyeing bath**
 By diluting 25 g PCX dyeing powder per 1 L of deionized water.



- 2 Heat to 90°C (+/- 2°C)**
 Stir mechanically and let stabilize for a few minutes before use.



- 3 Prepare the lenses to be dyed**
 By dipping them for 5 minutes in a 5g/L ultrasonic solution with a wetting agent 6883P.



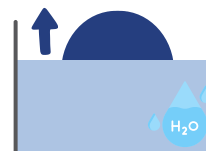
- 4 Dip the lenses for 3 to 30 minutes**
 Depending on the desired intensity.



A slow and regular stirring is required through the dyeing process.



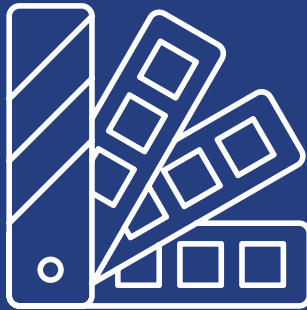
- 5 Rinse immediately with warm water**




Powder dyes PCX

COLOR CHART

The perception of the colors presented in this color chart may vary from the actual hues.



Basic shades



PCX 9255
GOLDE
YELLOW



PCX 9256
ORANGE



PCX 9258
SCARLET



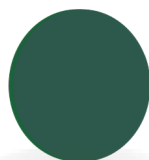
PCX 9257
RED



PCX 9261
BLUE



PCX 9263
NAVY




PCX 9259
GREEN

Classic shades



PCX 9250
GREEN



PCX 9248
GREY
GREEN



PCX 9251
CARAMEL



PCX 9249
BROWN



PCX 9247
BLUE GREY



PCX 9246
NEUTRAL
GREY



05

COLORATION OF POLYAMIDE & TRIVEX LENSES

Nylon, also known as polyamide, is a synthetic polymer that plays a significant role in the eyewear industry due to its distinctive properties. Nylon lenses are highly valued for their lightweight nature, exceptional durability, and resistance to impact and wear, making them a popular choice in glasses manufacturing.

One of their standout qualities is durability. These lenses are not only highly impact-resistant but also resistant to scratches, maintaining their clarity and integrity even in demanding or extreme environments an ideal solution for individuals who engage in frequent outdoor or physical activities.

Additionally, nylon lenses offer excellent light transmittance, ensuring clear and comfortable vision, which further enhances their appeal for both everyday use and specialized applications

Trivex is one of the most durable and high-performance materials on the market.

Comparable to polycarbonate in terms of weight, impact resistance and UV protection, it is distinguished by a higher Abbe value. This reduces chromatic aberrations and provides clearer, more precise vision, a major advantage for everyday visual comfort.

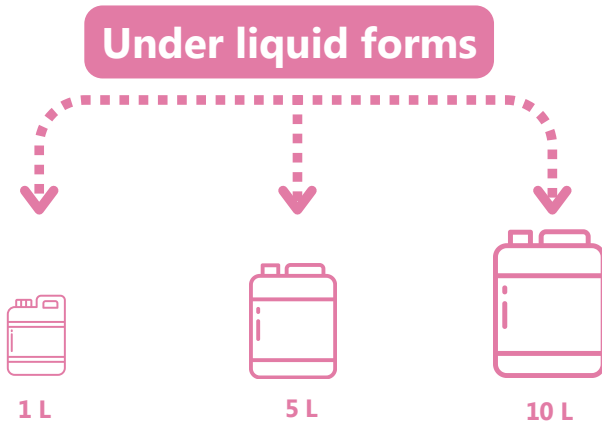
A unique product for two materials with the same quality requirements.

DESCRIPTION

Liquid dyes PAL2

Developed to meet industrial requirements, our PAL2 liquid dyes ensure an optimized dyeing process that is easy to integrate into your production lines. They offer stable and uniform coloring, with the discharge ability to easily create controlled gradients. Above all, the tinted lenses do not discharge, even during subsequent treatments such as coating, ensuring excellent tint retention and compliance with the strictest quality standards. PAL2 liquid dyes are polyvalent for polyamide or Trivex.

Packaging :



BENEFITS



No discharge during subsequent treatments

- No leakage or residue



The process



1 Prepare the dyeing bath


Prepare a dyeing bath by diluting PAL2 liquid dyes with deionized water.

→ 1 volume PAL2 liquid dyes per 9 volume water at temperature of 85°C +/- 2°C.



2 Heat to 85°C (+/- 2°C)

Stir mechanically and let stabilize for a few minutes before use.



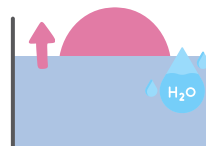
3 Dip the lenses for 2 to 20 minutes

Dip uncoated Polyamides or Trivex lenses in the dyeing bath during 2 to 20 minutes according to the required intensity.

A slow and regular stirring is required through the dyeing.




4 Rinse immediately with water




COLOR CHART

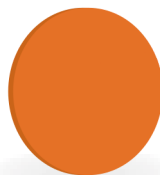
The perception of the colors presented in this color chart may vary from the actual hues.




From yellow to pink...



**9273 PAL2
YELLOW**



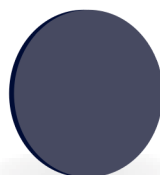
**9274 PAL2
ORANGE**



**9275 PAL2
RED**



**9276 PAL2
BLUE**




**9277 PAL2
NAVY**

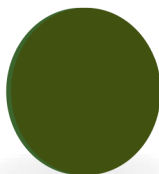
Classic shades...



**9279 PAL2
CAMEL**



**9280 PAL2
BROWN**



**9281 PAL2
KHAKE**



**9282 PAL2
GREY BLUE**



**9283 PAL2
NEUTRAL GREY**

Principle of colors


Our range allows for the creation of custom and unique colors.

Tinting is an intensive task that requires a balance of expertise, time, temperature and concentration of dyeing products.

See “The principle of color combination”



The principle of color combination



TCN is able to match any color based on a provided reference.

SERVICES

To fully support our customers, we offer a comprehensive range of services tailored to their needs.

At the heart of our innovation strategy lies a strong commitment to technical R&D, with a clear focus on sustainable development. All development are carried out by TCN to ensure the most effective and reliable application solutions.

- COLOR MATCHING
- DYEING PRODUCTS
- PROCESS ADAPTATION SAMPLING

From the French market to international destinations, we support our clients with packaging solutions for their materials worldwide.

No matter where you are, our service team is here to help.

Colorful world with TCN !



 **SITE WEB**



 **FOLLOW US**



Techniques Chimiques Nouvelles

Please get in touch
with us.

IMPRIM'VERT®

**TCN 20, rue des Carriers Italiens
91350 Grigny - FRANCE**



Phone
+33 1 47 35 07 63



Email
office@color-tcn.com



Headquarter
TCN
20, rue des Carriers Italiens
91350 Grigny - FRANCE



Website
www.techniques-chimiques-nouvelles.com



ISO 9001:2015
ISO 14001:2015
Management
System



www.tuv.com
ID 9000027132